















## Jumbo Metal Wallplates

### Jumbo, Smooth, Stainless Steel Type 302/304 Wallplates Inches (mm)

Description	Catalog Number	Description	Catalog Number
1-Gang, 1-Toggle 	<b>SSJ1</b>	2-Gang, 2-Toggle 	<b>SSJ2</b>
1-Gang, 1-Duplex 	<b>SSJ8</b>	2-Gang, 2-Duplex 	<b>SSJ82</b>
1-Gang, 1-Decorator 	<b>SSJ26</b>	2-Gang, 2-Decorator 	<b>SSJ262</b>
1-Gang, 1-Single Receptacle for 1.36–1.39 in. (34.5–35.3) dia. face 	<b>SSJ7</b>	2-Gang, 1-Toggle, 1-Duplex 	<b>SSJ18</b>
1-Gang, 1-Single Receptacle for 2.09–2.13 in. (53.1–54.1) dia. face 	<b>SSJ723</b>	2-Gang, 1-Toggle, 1-Decorator 	<b>SSJ126</b>
1-Gang, 1-Blank, box mount 	<b>SSJ13</b>	2-Gang, 2-Blank, box mount 	<b>SSJ23</b>
1-Gang, 1-Telephone opening, 0.640 in. (16.3) box mount 	<b>SSJ11*</b>		

Note: \*.50 in. (12.7) I.D. nylon bushing provided.  
Specifications are subject to change without notice.

### Product Dimensions Inches (mm)



**Jumbo Wallplate**

1-Gang, 5.25 in. x 3.50 in. (133.4 x 88.9).  
2-Gang, 5.25 in. x 5.31 in. (133.4 x 134.9).